


Online Athletic Clearance

1. Go to <https://athleticclearance.fhsaahome.org/index.php>
2. Login if you already have an account or create a new account.
3. Once logged in



Clearances

[Start Clearance Here!](#)

[Clearances](#) [Documents Library](#)

- 4.
5. The site will take you through the steps of choosing the year (2020-2021) and selecting the sport (boys soccer)
6. If you had an account last year it will allow you to choose what student you are filling this out for and populate all the information. If you are new you will need to enter all the information (it will then be saved for next year).
7. Next will be medical history
8. Then parent/guardian information
9. Then all the waiver signatures
10. Finally, the signature confirmation page.
11. Below is an example of what the main clearance page looks like. At some point it will be "cleared" but it may take a little bit. Don't worry as long as all the other areas say complete and you turned in the required paperwork all is good.

Year	Sport	Student	School	Student Info	Uploads	Medical History	Parent/Guardian Info	Signature	Confirmation ?	Shop	Status ?	Delete
2017-18	Soccer, Boys	Sean Yearwood	Lincoln	Completed		Completed PRINT	Completed	Completed		View	Cleared	
2018-19	Soccer, Boys	Sean Yearwood	Lincoln	Completed		Completed PRINT	Completed	Completed		View	Cleared	
2019-20	Soccer, Boys	Sean Yearwood	Lincoln	Completed		Completed PRINT	Completed	Completed	Print	View	Uncleared	

- 12.
13. The uploads page is where you will upload the physical AND the concussion certificate

Upload Physical Form: No file chosen

[seanphysical2019.pdf](#)

Proof of Insurance: No file chosen

Upload Concussion Certification: No file chosen

- 14.
15. This is what the confirmation page looks like (THIS NEEDS TO BE TURNED IN ON PAPER WITH THE PHYSICAL)

Confirmation Message

Go Back

Dear Maureen Yearwood,

This message is to let you know Sean Yearwood has started the Athletic Clearance process to participate in Soccer, Boys for Lincoln in 2019-20.

****Please note that ALL students must attach the certificate from the NFHS Concussion for Students course to the Additional Forms uploader found in the Physicals Section.**

The video can be found at https://nfhslearn.com/courses_.

The final step in this process requires parent and student signatures in agreement of the consent to participate. Please read, sign and return to the Athletic office along with your completed physical forms if you have not uploaded it.

I hereby give my consent for Sean Yearwood, hereafter named student, to compete in athletics. I authorize the student to go with and be supervised by a representative of the school on any trips. In case this student becomes ill or is injured, you are authorized to have the student treated and I authorized the medical agency to render treatment. I consent to any x-ray examination, anesthetic, medical, or surgical diagnosis or treatment and hospital care which is deemed advisable by, and is to be rendered under, the general or special supervision of any physician and surgeon licensed under the provisions of the Medical Practice Act on the medical staff of any accredited hospital, whether such diagnosis or treatment is rendered at the office of said physician or said hospital it is understood that this authorization is given in advance of any specific diagnosis, treatment or hospital care being required, but is given to provide authority and power on the part of the school representative to give specific consent to any and all such diagnosis, treatment or hospital care which the aforementioned physician in the exercise of his/her best judgment may deem advisable. This authorization shall remain effective until the end of the school year unless sooner revoked in writing and delivered to the school.

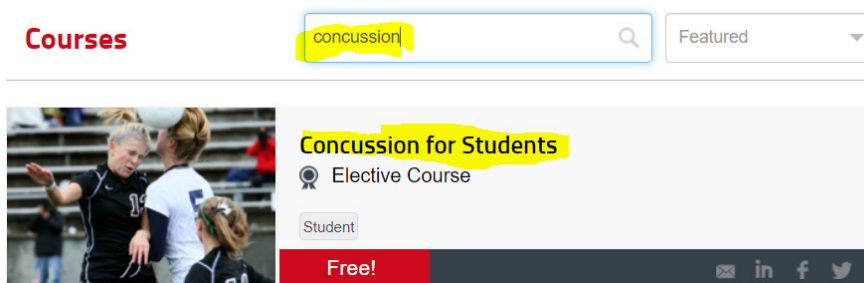
Parent Signature _____

16. Student Signature _____

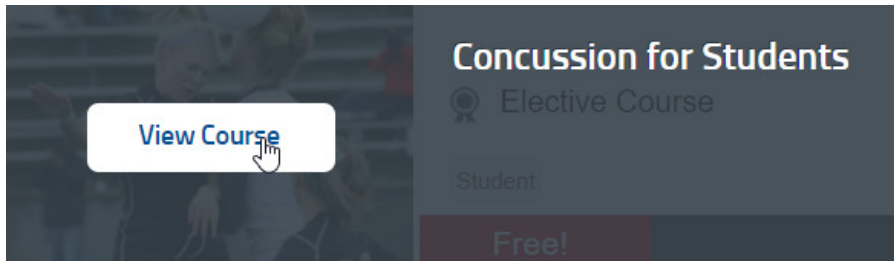
17. This page explains how to get to the free concussion course

Concussion Course

1. Click the link on the confirmation page
2. If you have an account login, if you don't you will be given the chance to create one later or you can create now.
3. Whether you logged in or not the next step is to find the course.
4. Type concussion in the search box and then select the concussion for students





- 5.
6. Click View course



- 7.
8. Choose FLORIDA and then ORDER COURSE
9. (if you didn't login OR you didn't create an account yet you will now be asked to login or create an account).

NFHS Sign In

xxx| 

..... 

[Forgot your password?](#)

Sign In

Don't have an account? [Register](#)

- 10.
11. Once logged in you may need to search for the course again or click order course again.
12. Next you will see this screen, choose "others" and continue

This course(s) will be completed by:

- Myself
- Others

Continue

- 13.
14. Then checkout. The course is FREE

Courses for distribution

Course	State	Unit Price	Quantity	Item Total
Concussion for Students	Florida	\$0.00	1	\$0.00
Courses for distribution Subtotal:				\$0.00
Total:				\$0.00

[Continue Shopping](#)

[Checkout](#)

15.

16. Check "I agree to...." And continue

Your Order

Courses for Distribution

Item	State	Unit Price	Quantity	Price
Concussion for Students	FL	\$0.00	1	\$0.00
Subtotal				\$0.00
Total				\$0.00

I agree to the NFHS No Refund Policy for online education courses, except for inadvertent duplicate purchases.

[Continue](#)



Order Summary

[Edit](#)

Courses for Myself	\$0.00
Courses for Distribution	\$0.00
Other Items	\$0.00
Memberships	\$0.00
Total:	\$0.00

17.

18. You will get a receipt

Your Order Receipt

Thank you for your order!

[Go To My Courses](#)

Courses for Distribution

Item	State	Qty	Price	Total
Concussion for Students	FL	1	\$0.00	\$0.00
Subtotal:				\$0.00
Total:				\$0.00

[Print Receipt](#)

Invoice #R009896326

Date: 09/14/2019
Total: \$0.00
Name: Maureen Yearwood
Payment Method: Free Course

Credit Card Payment to **National Federation of State High School Associations**

19.

20. Click "GO TO MY COURSES" at the top

21. Click Distribution on the left

22. It should show you have a license to distribute

Distribute Licenses

Select a course below to begin distributing licenses.

Concussion for Students Elective Courses	2 Available	0 Pending	1 Redeemed
--	-----------------------	---------------------	----------------------

- 23.
24. Click on Available
25. Then fill in your player's name and email and click send

State : Florida

Available ▲

Number	Invoice Date	First Name	Last Name	Email	Action
1	09/14/2019	<input type="text"/>	<input type="text"/>	<input type="text"/>	<input type="button" value="Send"/>

- 26.
27. Once you click send it will say this

An email with a link to redeem this course has been sent to this user. ✕

- 28.
29. Once the player takes the course they will be able to save the certificate. Make sure to get it and then upload to the Athletic Clearance site.